

Contents

Dry Compressing Vacuum Pumps

Global Versions

Diaphragm Vacuum Pumps **DIVAC** 221

General

DIVAC Program Overview 221

The customized diaphragm pump and the accessories recommended for your applications 222

Modular Diaphragm Pump System for the Chemical Laboratory 223

Products

Diaphragm Vacuum Pumps for the Chemical Laboratory 224

Dual-Stage Diaphragm Vacuum Pumps

....DIVAC 0.6 L, 1.2 L, 2.2 L 224

Three-Stage Diaphragm Vacuum Pumps

DIVAC 1.4 HV3C 226

Dry Compressing Backing Pumps for Turbomolecular Pumps 228

DIVAC 0.8 T and 0.8 LT 230

DIVAC 1.4 HV3 and 3.8 HV3 232

DIVAC 4.8 VT 234

Scroll Vacuum Pumps **SCROLLVAC** 236

General

Applications and Accessories for SCROLLVAC Pumps 236

Products

Oil-free Scroll Vacuum Pumps SCROLLVAC SC 5 D to SC 60 D 237

Screw Vacuum Pumps **LEYVAC** 242

Allgemeines

Applications for LEYVAC Pumps 242

Oil for LEYVAC Pumps, for different fields of application 243

Oil for LEYVAC Pumps, for different pump types 243

General 244

Products

LEYVAC LV 80 to LV 140 C 246

Screw Vacuum Pumps **SCREWLINE** 248

General

Applications for SCREWLINE Pumps 248

Oil for Screw Vacuum Pumps, for different fields of application 249

Oil for Screw Vacuum Pumps, for different pump types 239

General SCREWLINE SP 250 to SP 630 (F) 250

Products

SCREWLINE SP 250 254

SCREWLINE SP 630 256

Screw Vacuum Pumps DRYVAC 260

General

Applications for DRYVAC Pumps260

Oil for DRYVAC pumps, for different fields of application261

Oil for DRYVAC pumps, for different pump types262

General DRYVAC DV 450 to DVR 5000 C-i.263

Products

DRYVAC DV / DV S / DV C 272

Versions for the North and South American Continents

**Dry Vacuum Pumps CHEMROVAC TRV
for Chemical and Pharmaceutical Applications** 276

General

Applications for CHEMROVAC Pumps 276

Products

CHEMROVAC TRV 404 to 410 278

General

Applications for SCREWLINE Pumps

Dry Compressing Scroll Vacuum Pumps	SCREWLINE SP 250 (ATEX)	SCREWLINE 630 (F) ATEX
Application		
Laser engineering	■	■
Vacuum coating	■	■
Lamination	■	■
Loadlock chambers	■	■
Mechanical engineering	■	■
Automotive industry	■	■
Metallurgy/Furnaces	■	■
Crystal pulling	■	■
Degassing	■	■
Electrical engineering	■	■
Energy technology	■	■
Welding technology	■	■
Lamps/Tubes manufacture	■	■
Cooling and air conditioning	■	■
Chemistry/Pharmaceuticals	■	■
Chemical research laboratories	■	■
Vacuum drying	■	■
Freeze drying systems	■	■
Environmental engineering	■	■
Packaging	■	■
Medical technology	■	■
Analytical engineering	■	■
Research and development	■	■
Space simulation	■	■
Backing pump for HV-Systems	■	■

Oil for Screw Vacuum Pumps SCREWLINE for different fields of application

Applications	Lamination	Crystal pulling/casting	Loadlock chambers	Energy technology	Welding technology	Vacuum coating	Vacuum drying process	Research and development	Chemistry/Pharmaceutical	Metallurgy/Furnaces	Lamps and tubes manufactures	Automotive industry	Laser technology	Space simulation	Analytical engineering	Environment technologies	Cooling and air-conditioning	Electrical engineering	Machanical engineering	Medicine engineering	Chemistry and research labs	Freeze drying	Packaging	Degassing	
LEYBONOL Oils																									
LVO 210	■	■	■	■	■	■	■	■	■	■	■	■	■	■	■	■	■	■	■	■	■	■	■	■	■

- = Standard
- = Possible
- ▲ = Please contact Oerlikon Leybold Vacuum

The table only lists general applications. Your specific requirements might be subject to deeper analysis. For further questions, please contact our technical Sales support.

Oil for Screw Vacuum Pumps SCREWLINE for different pump types

Pumps	SCREWLINE SP 250	SCREWLINE SP 250 ATEX	SCREWLINE SP 250 O ₂	SCREWLINE SP 630	SCREWLINE SP 630 F	SCREWLINE SP 630 ATEX	SCREWLINE SP 630 F ATEX	SCREWLINE SP 630 O ₂
LEYBONOL Oils								
LVO 210	■	■	■	■	■	■	■	■

- = Standard
- = Possible
- ▲ = Please contact Oerlikon Leybold Vacuum

The table only lists general applications. Your specific requirements might be subject to deeper analysis. For further questions, please contact our technical Sales support.

For information on oil specifications please refer to Catalog Part "Oils / Greases / Lubricants LEYBONOL®".

General

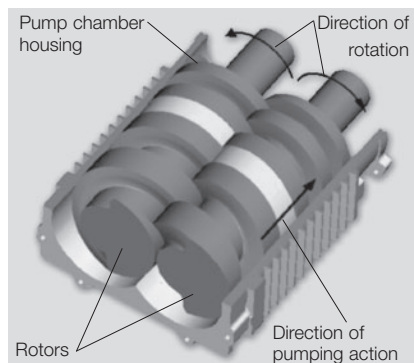
SCREWLINE SP 250 to SP 630 (F)



Pump system Screw Vacuum Pump SCREWLINE SP 630 with RUVAC WAU 2001

Principle of Operation

Screw Vacuum Pumps are dry compressing backing pumps, the operation of which is based on the screw principle. The pumping chamber of the pump is formed by two synchronised positive displacement rotors and the housing enclosing these. Since the rotors rotate in opposite directions, the chambers move steadily from the intake to the exhaust side of the pumps thereby resulting in a smooth pumping action (see figure below). Since with a single Screw Vacuum Pump rotor pair a multistage compression process is implemented, the component count in the pumping path is very low. In this way maintenance and servicing work is much simplified.



Principle of operation of the SCREWLINE Line

Properties

The direct pumping path without multiple deflections for the medium make the Screw Vacuum Pumps highly insensitive to foreign materials. This ensures a high uptime in industrial processes.

The two non-contacting shaft-seals are practically wear-free, which allows for very long maintenance intervals. For standard applications no purge gas is required. However, a purge gas supply can be connected as an option to purge the seals, should the application process require this.

Because of the cantilevered bearing arrangement for the Screw Vacuum Pump rotors, a potential source of failure (i.e. a bearing on the intake side) is entirely eliminated. On the one hand, no lubricants from the bearings can enter into the vacuum process, and the other hand also an impairment of the bearing by aggressive process media can be excluded.

A further benefit of the cantilevered bearing arrangement is the easy

The Screw Vacuum Pumps SCREWLINE were developed in view of the special requirements of industrial applications. The innovative design allows these pumps to be used whenever reliable, compact and low maintenance vacuum solutions are required.

accessibility of the pump chamber. This innovative design feature allows the removal of the pump housing without time-consuming and costly disassembly of the bearings. Thus on-site cleaning of all surfaces in contact with the medium is possible. In particular, if the processes involved considerable amounts of contaminants this is a significant advantage which ensures a long uptime.

The low exhaust temperature is an important advantage of the Screw Vacuum Pumps. Owing to the design of the screw rotors, a temperature of maximum 100 °C (212 °F) is attained inside the pump. Thus deposits of many substances are avoided which react at high temperatures. This makes the pump unique and many customers, above all from the field of coating, value this highly.

Should deposits form in spite of this, then the easy to disassemble housing facilitates rapid cleaning.

Besides the integrated oil cooling arrangement for the rotors, the Screw Vacuum Pumps are air-cooled from the outside. Here rotor and housings are thermally linked via the oil cooler. Thus, Screw Vacuum Pumps adapt themselves ideally to the ambient conditions under changing operating situations.



Oil/water cooling unit SP 630 F

A water-cooled version is offered as Screw Vacuum Pumps SP 630 F. This product version is intended for operation in air-conditioned rooms.

The Screw Pumps portfolio is completed through ATEX-certified variants.

Moreover, the Screw Vacuum Pumps portfolio also includes pump versions suited for pumping pure oxygen (O₂).

Maintenance and Monitoring

During the development of the Screw Vacuum Pumps, special emphasis was placed on a particularly simple maintenance concept. This has been implemented through the cantilevered bearing arrangement, with all maintenance components and controls having been located on the so-called service side for easy accessibility. Thus, the space requirement which needs to be taken into account during planning has been optimized. The lower space requirement gives the user more flexibility during installation of the pump.

The monitoring system SP-GUARD was developed especially for constant real-time monitoring of the operational status of the Screw Vacuum Pumps. The operating parameters are con-


stantly acquired and processed. This enables the user to introduce preventive actions early enough so as to ensure trouble-free operation of his Screw Vacuum Pumps. The key current operating parameters can be read off from a local display. Moreover, connection to a PLC and remote monitoring is possible. Maintenance of the Screw Vacuum Pumps will generally be limited to a regular visual inspection of the pump and the annual change of gear oil and oil filter. The oil fill ports as well as the filters are readily accessible and can be easily exchanged.

With the aid of a flushing kit (optional) it is possible to clean the pump chamber, while the pump is operating without process. Deposits due to the process can thus be removed effectively and quickly without the need of having to disassemble the housing.

Also, cleaning of the air/oil heat exchanger can be done simply on-site by blowing out the heat exchanger with compressed air.

Accessories

Screw Vacuum Pumps offer to the user a high degree of flexibility. Inlet and exhaust connections are made through universal flanges, respectively clamped flanges, permit simple integration within the system. Through the accessories which are available, the pump can be optimally adapted to the individual requirements of differing applications.



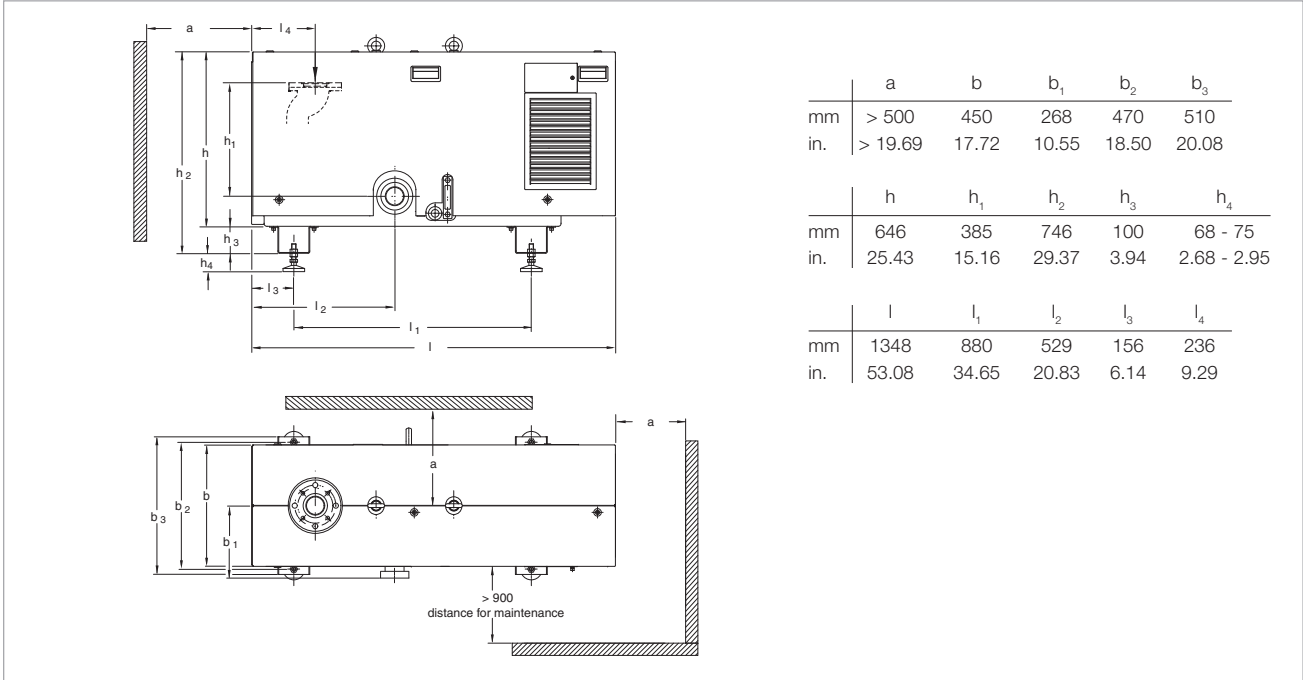
Oil/water cooling unit SP 630

Advantages to the User

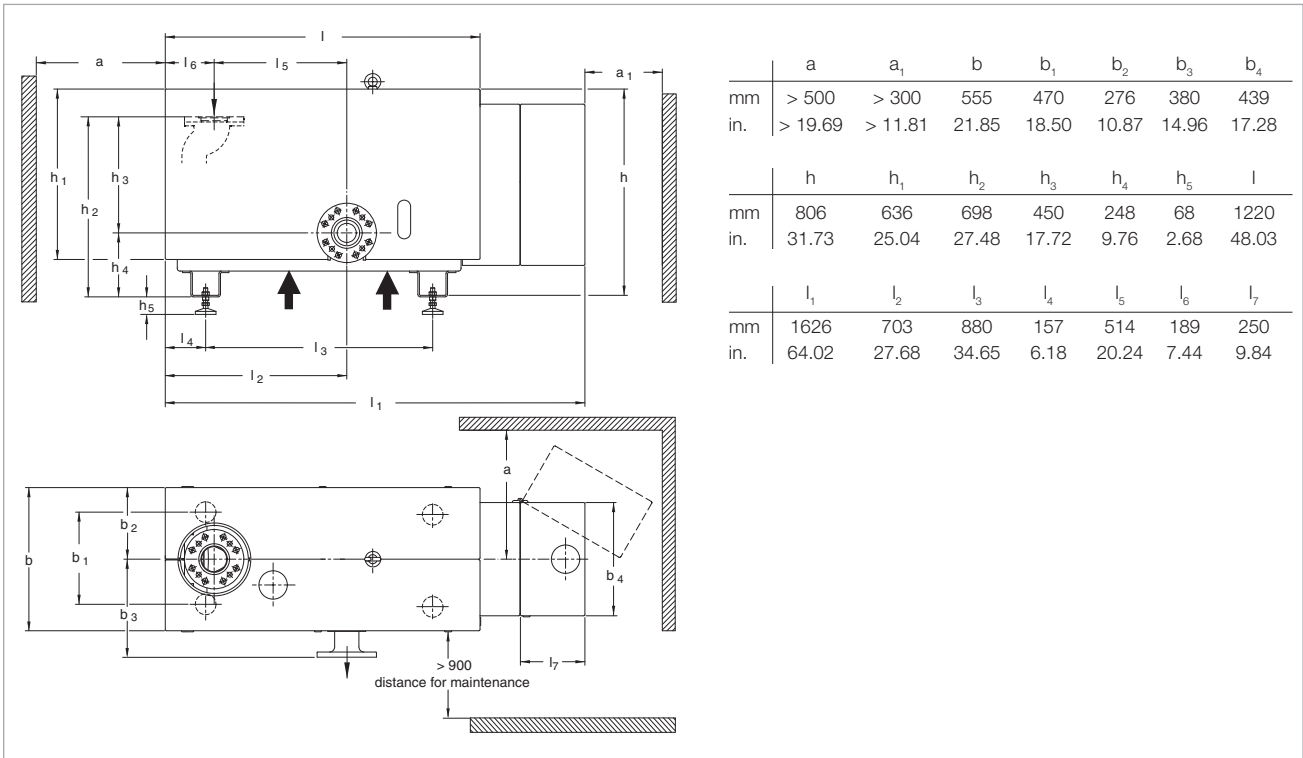
- Utmost reliability
- Protection of the pump through monitoring vital parameters by means of the SP-GUARD
- Minimum downtimes owing to rapid cleaning of the pump chamber (in less than one hour)
- Avoidance of deposits through low internal temperatures
- Minimum operating costs
- The only directly air cooled screw vacuum pump on the market. No need for cooling water
- No seal gas needed for standard applications
- No oil in the pump chamber. Thus no need for disposing of contaminated oil
- Gear oil change only every two years
- Utmost flexibility
- Direct adaptation of RUVAC pumps for increased pumping speed up to approximately 7000 m³/h
- Multi-flange for all commonly used pipe connections
- Flushing kit for constant cleaning of the pump chamber
- Silencing hoods for a further reduction of noise emissions

Typical Applications

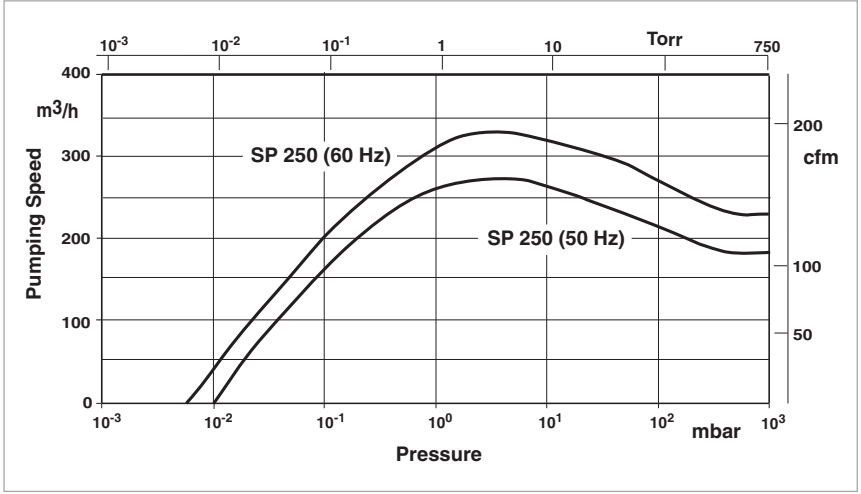
- Industrial furnaces
- Coating technology
- Load lock chambers
- Metallurgical systems
- Packaging technology
- Drying processes
- Degassing
- Research and development
- Lamps and tubes manufacture
- Automotive industry
- Packaging industry
- Space simulation
- Electrical engineering
- Energy research



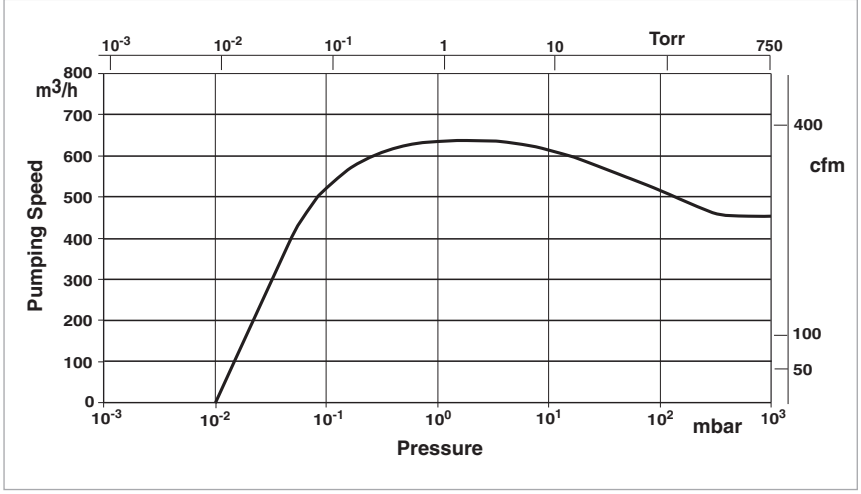
Dimensional drawing for the SCREWLINE SP 250



Dimensional drawing for the SCREWLINE SP 630



Effective pumping speed of the SCREWLINE SP 250 for air, without gas ballast (50/60 Hz)



Effective pumping speed of the SCREWLINE SP 630 for air, without gas ballast

Products

Technical Data

SCREWLINE SP 250

		50 Hz	60 Hz
Effective pumping speed	m ³ x h ⁻¹ (cfm)	270 (157)	330 (194)
Ultimate pressure, total	mbar (Torr)	≤ 0.01 (≤ 0.0075)	≤ 0.005 (≤ 0.0038)
Permissible intake pressure, max.	mbar (Torr)	1030 (773)	1030 (773)
Maximum exhaust pressure with reference to the ambient pressure		$p_{ex} = p_{amb} + 200 \text{ mbar (150 Torr)}$ $- 50 \text{ mbar (37 Torr)}$	$p_{ex} = p_{amb} + 200 \text{ mbar (150 Torr)}$ $- 50 \text{ mbar (37 Torr)}$
Permissible ambient temperature	°C (°F)	+10 to +40 (+50 to +104)	+10 to +40 (+50 to +104)
Water vapour tolerance (with gas ballast)	mbar (Torr)	60 (45)	75 (56)
Water vapour capacity (with gas ballast)	kg x h ⁻¹ (gal x h ⁻¹)	10 (2.7)	18 (4.9)
Installation location		up to 3000 metres (9.800 feet) (above sea level)	up to 3000 metres (9.800 feet) (above sea level)
Cooling		Air	Air
Power supply at operating voltage	$\Delta\Delta$ Δ	32.0 A / 200 V (cos phi 0.88) 16.0 A / 400 V (cos phi 0.88)	31.5 A / 210 V (cos phi 0.88) 15.5 A / 460 V (cos phi 0.88)
Nominal power	kW (HP)	7.5 (10.0)	7.5 (10.0)
Power consumption at ultimate pressure	kW (HP) kW (HP)	5.9 (8.0) at 3-ph. 200 V / 400 V 6.5 (8.8) at 3-ph. 500 V	7.2 (9.8) at 3-ph. 200 V / 400 V -
Energy efficiency class		IE 2	IE 2
Motor rotational speed	rpm	2920	3505
Type of protection	IP	55	55
Thermal protection class		F	F
Lubricant filling (LVO 210)	l	7	7
Intake flange, standard			
Clamping flange		ISO 1609-1986 (E)-63 (DN 63 ISO-K) ¹⁾	ISO 1609-1986 (E)-63 (DN 63 ISO-K) ¹⁾
Bolt flange		ASME B 16.5 NPS 3 class 150	ASME B 16.5 NPS 3 class 150
Bolt flange		EN 1092-2-PN 6 - DN 65	EN 1092-2-PN 6 - DN 65
Exhaust flange, standard			
Clamping flange		ISO 1609-1986 (E)-63 (DN 63 ISO-K)	ISO 1609-1986 (E)-63 (DN 63 ISO-K)
Exhaust flange, optional			
Clamping flange		ISO 1609-1986 (E)-63 (DN 63 ISO-K) ¹⁾	ISO 1609-1986 (E)-63 (DN 63 ISO-K) ¹⁾
Bolt flange		ASME B 16.5 NPS 3 class 150	ASME B 16.5 NPS 3 class 150
Bolt flange		EN 1092-2-PN 16 - DN 65	EN 1092-2-PN 16 - DN 65
Bolt flange		EN 1092-2-PN 6 - DN 65	EN 1092-2-PN 6 - DN 65
Materials (components in contact with the gas)		Aluminum, aluminum anodic oxidised, C steel, CrNi steel, grey cast-iron, FPM (FKM) ((Viton))	Aluminum, aluminum anodic oxidised, C steel, CrNi steel, grey cast-iron, FPM (FKM) ((Viton))
Weight, approx.	kg (lbs)	450 (992)	450 (992)
Dimensions (W x D x H)	mm (in.)	1350 x 530 x 880 (53.1 x 20.9 x 34.6)	1350 x 530 x 880 (53.1 x 20.9 x 34.6)
Noise level ²⁾	dB(A)	67	72

¹⁾ This flange is required when ISO-K flanges are to be connected (Part No. 267 47)

²⁾ With connected exhaust gas line at ultimate pressure

Ordering Information

SCREWLINE SP 250

	Standard	ATEX	O ₂
	Part No.	Part No.	Part No.
Screw Vacuum Pump SP 250 (50/60 Hz) with manual gas ballast	115 001 ¹⁾	-	-
with purge gas unit, castors and manual gas ballast valve	115 006 ¹⁾	-	-
with electromagnetic gas ballast and purge gas unit Category 3GD IIC 160 °C (320 °F) inside	-	115 003 ^{1, 2)}	-
with electromagnetic gas ballast Purge vent vit, FFPM gaskets and purge gas unit Category 2G3D b IIC 135 °C (275 °F) inside/ Category 3GD Ex nA IIC 160 °C (320 °F) outside, (50 Hz only)	-	115 012V ¹⁾	-
with electromagnetic gas ballast and purge gas unit SP-GUARD	-	-	115 019 ^{1), 3)}
Accessories			
Exhaust silencer	119 002	119 002	119 002
Serviceable silencer	119 003V	119 003V	119 003V
Exhaust non-return valve (DN 65 PN 6)	119 011	-	-
Solenoid gas ballast kit, 24 V ⁴⁾	119 054V	-	-
Adaptor for RUVAC 501/1001	119 022	119 022	119 022
Purge gas retrofit kit	119 031	-	-
Inlet filter adapter DN 63 ISO-K	119 019	119 019	-
Dust filter	951 68	-	-
Purge vent vit	119 061V	119 061V	119 061V
Transportation drawbar (upon request)	119 017	-	-
Maintenance kit, level 1	-	EK 110 000 820	-
Maintenance kit, level 2	-	EK 110 000 821	-
Purge gas connection servicing kit	-	EK 110 000 834	-
Filter for gas ballast	-	E 110 000 980	-
Filter for purge gas valve unit	E 110 000 850	E 110 000 850	E 110 000 850
Absorbing felt	E 110 002 435	E 110 002 435	E 110 002 435
Silencer service kit	EK 500 003 476	EK 500 003 476	EK 500 003 476

¹⁾ All pumps are equipped as standard with an SP-GUARD

²⁾ Only ATEX Category 3i (Directive 94/9/EG)

³⁾ T4 with max. $p_{ex} = p_{amb}$ + 200 mbar
- 50 mbar

⁴⁾ This accessory item can only be used beginning with SN (serial number) 31000530865

For all enquiries and orders relating to category 1 and 2 ATEX products please exclusively use our ATEX questionnaire. You can find this questionnaire at the end of the full-line catalog together with the fax forms or on the Internet under "www.oerlikon.com/leyboldvacuum" under Download Documents in the area Documentation.

SCREWLINE SP 630

Technical Data

50 Hz

60 Hz

Effective pumping speed	$m^3 \times h^{-1}$ (cfm)	630 (371)	630 (371)
Ultimate total pressure	mbar (Torr)	≤ 0.01 (≤ 0.0075)	≤ 0.01 (≤ 0.0075)
Intake pressure limits, max.	mbar (Torr)	1030 (773)	1030 (773)
Maximum exhaust pressure with reference to the ambient pressure		$p_{ex} = p_{amb} + 200 \text{ mbar (150 Torr)}$ $- 50 \text{ mbar (37 Torr)}$	$p_{ex} = p_{amb} + 200 \text{ mbar (150 Torr)}$ $- 50 \text{ mbar (37 Torr)}$
Permissible ambient temperature	$^{\circ}\text{C}$ ($^{\circ}\text{F}$)	+10 to +40 (+50 to +104)	+10 to +40 (+50 to +104)
Water vapour tolerance (with gas ballast)	mbar (Torr)	40 (30)	40 (30)
Water vapour capacity (with gas ballast)	$kg \times h^{-1}$ (gal $\times h^{-1}$)	14 (3.7)	14 (3.7)
Installation location		up to 3000 metres (9.800 feet) (above sea level)	up to 3000 metres (9.800 feet) (above sea level)
Cooling		Air	Air
Power supply	$\Delta\Delta$ Δ^1 Y	56 A / 200 V 28 A / 400 V 16 A / 690 V	52 A / 210 V 24 A / 460 V -
$\cos \varphi$		0.89	0.90
Nominal power	kW (HP)	15 (20)	15 (20)
Power consumption at ultimate pressure	kW (HP)	< 11 (< 15)	< 11 (< 15)
Energy efficiency class		IE 2	IE 2
Motor rotational speed	rpm	2930	3530
Type of protection	IP	55	55
Thermal protection class		F	F
Lubricant filling (LVO 210)	l	13	13
Intake flange and exhaust flange compatible with bolt flanges		EN 1092-2 - PN 6 - DN 100 EN 1092-2 - PN 16 - DN 100 ISO 1609-1986 (E)-100 (DN 100 ISO-K) ²⁾ ASME B 16.5 NPS4 class 150	EN 1092-2 - PN 6 - DN 100 EN 1092-2 - PN 16 - DN 100 ISO 1609-1986 (E)-100 (DN 100 ISO-K) ²⁾ ASME B 16.5 NPS4 class 150
Materials (components in contact with the gas)		Aluminum, aluminium anodic oxidised, C steel, CrNi steel, grey cast-iron, FPM (FKM) ((Viton))	Aluminum, aluminium anodic oxidised, C steel, CrNi steel, grey cast-iron, FPM (FKM) ((Viton))
Weight, approx.	kg (lbs)	530 (1166)	530 (1166)
Dimensions (W x D x H)	mm (in.)	1630 x 660 x 880 (64 x 26 x 35)	1630 x 660 x 880 (64 x 26 x 35)
Noise level ³⁾	dB(A)	73	75

¹⁾ 690 V upon request

²⁾ This flange is required when ISO-K flanges are to be connected (Part No. 267 50)

³⁾ With connected exhaust gas line at ultimate pressure

SCREWLINE SP 630 F

Additional Technical Data

50 Hz

60 Hz

Cooling		Water	Water
Water connection	G	1/2" ISO 228-1	1/2" ISO 228-1
Water temperature	$^{\circ}\text{C}$ ($^{\circ}\text{F}$)	+5 to +35 (+41 to +95)	+5 to +35 (+41 to +95)
Minimum water feed pressure	bar (psi, gauge)	2 (15)	2 (15)
Nominal flow at a water feed temperature of 25° C (77 °F)	l/min (gal/min)	12 (3)	12 (3)
Noise level ¹⁾	dB(A)	71	71

¹⁾ With connected exhaust gas line at ultimate pressure

Ordering Information**SCREWLINE SP 630 Standard / SP 630 F Standard**

	50 Hz	60 Hz
	Part No.	Part No.
Screw Vacuum Pump SP 630 air cooled, with manual gas ballast	117 007	117 008
Screw Vacuum Pump SP 630 F water cooled, with adapter for RUVAC 2001 and electromagnetic gas ballast	117 105	117 106
with manual gas ballast	117 107	117 108
with purge gas kit and manual gas ballast	117 113	117 114
Screw Vacuum Pump SP 630 S1 water cooled, with castors, purge gas kit and electromagnetic gas ballast	117 117	117 118

All pumps are equipped as standard with an SP-GUARD

Ordering Information**SCREWLINE SP 630 ATEX / SP 630 F ATEX**

	50 Hz	60 Hz
	Part No.	Part No.
Screw Vacuum Pump SP 630 with purge gas kit and manual gas ballast, Category 3G IIC (160 °C (320 °F)) inside	117 017	117 018
Screw Vacuum Pump SP 630 F water cooled Category 2G3D IIC (160 °C (320 °F)) Category 3G IIC T3 (160 °C (320 °F)) with purge gas monitor, adapter for RUVAC 2001 and electromagnetic gas ballast	117 111	117 112

All pumps are equipped as standard with an SP-GUARD

For all enquiries and orders relating to category 1 and 2 ATEX products please exclusively use our ATEX questionnaire. You can find this questionnaire at the end of the full-line catalog together with the fax forms or on the Internet under "www.oerlikon.com/leyboldvacuum" under Download Documents in the area Documentation.

Ordering Information**SP 630 O₂**

	50 Hz	60 Hz
	Part No.	Part No.
Screw Vacuum Pump SP 630 with purge gas monitor and electromagnetic gas ballast	117 039	117 040

All pumps are equipped as standard with an SP-GUARD

Ordering Information

SCREWLINE SP 630 Standard / SP 630 F Standard

Accessories

50 Hz / 60 Hz

	Part No.
Exhaust silencer	119 001
Serviceable silencer	119 004V
Silencing hood kit	119 005V0
Accessories for water cooled pumps when using Part No. 119 005V0	119 006V0
Roots pump adapter for RUVAC 1001 ¹⁾ for RUVAC 2001 for RUVAC WH 4400	500 003 173 119 021 119 024V
Dust filter ²⁾ Elbow 90° (DN 100 ISO-K) Clamping screws for DN 63-250 ISO-K Centering ring for DN 100 ISO-K	951 72 887 26 267 01 268 06
Purge vent Kit	119 0600V
Inlet filter adapter DN 100 ISO-K	119 020
Solenoid gas ballast kit, 24 V up to serial number 31000530864	119 052
Manual gas ballast kit up to serial number 31000530864	119 051
Solenoid gas ballast kit, 24 V from serial number 31000530865	119 054V
SP-GUARD spare parts kit, complete ³⁾	EK 110 000 809
Non-return valve (DN 100 PN 6)	119 010
Purge gas retrofit kit ⁴⁾	119 030
Maintenance kit, level 1 up to serial number 31000197911 from serial number 31000197911	EK 110 000 792 EK 110 000 832
Maintenance kit, level 2	EK 110 000 793
Purge gas connection servicing kit	EK 110 000 827
Filter for gas ballast	E 110 000 980
Filter for purge gas valve unit	E 110 000 850
Water filter maintenance kit for SP 630 F	EK 110 000 813
Silencer service kit	EK 500 003 475

¹⁾ Must mount to adapter Part No. 119 021

²⁾ For information on the dust filter please refer to the Catalog Part "Oil sealed Vacuum Pumps", Section "SOGEVAC", Chapter "Accessories"

³⁾ Can only be installed as a service provided by Oerlikon Leybold Vacuum

⁴⁾ Not for ATEX pumps

Sales and Service

Germany

Oerlikon
Leybold Vacuum GmbH
Bonner Strasse 498
D-50968 Cologne
Phone: +49-(0)221-347 1234
Fax: +49-(0)221-347 1245
sales.vacuum@oerlikon.com
www.oerlikon.com

Oerlikon
Leybold Vacuum GmbH
Sales Area North/Northeast
Branch Office Berlin
Industriestrasse 10b
D-12099 Berlin
Phone: +49-(0)30-435 609 0
Fax: +49-(0)30-435 609 10
sales.vacuum.bn@oerlikon.com

Oerlikon
Leybold Vacuum GmbH
Sales Area South/Southwest
Branch Office Munich
Karl-Hammerschmidt-Strasse 34
D-85609 Aschheim-Dornach
Phone: +49-(0)89-357 33 9-10
Fax: +49-(0)89-357 33 9-33
sales.vacuum.mn@oerlikon.com
service.vacuum.mn@oerlikon.com

Oerlikon
Leybold Vacuum GmbH
Sales Area West & Benelux
Branch Office Cologne
Bonner Strasse 498
D-50968 Cologne
Phone: +49-(0)221-347 1270
Fax: +49-(0)221-347 1291
sales.vacuum.kn@oerlikon.com

Oerlikon
Leybold Vacuum GmbH
Service Competence Center
Emil-Hoffmann-Strasse 43
D-50996 Cologne-Suerth
Phone: +49-(0)221-347 1538
Fax: +49-(0)221-347 1945
service.vacuum.kn@oerlikon.com

Oerlikon
Leybold Vacuum GmbH
Mobil Customer Service
Emil-Hoffmann-Strasse 43
D-50996 Cologne-Suerth
Phone: +49-(0)221-347 2001
Fax: +49-(0)221-347 1944
service.vacuum.kn@oerlikon.com

Oerlikon
Leybold Vacuum
Dresden GmbH
Service Competence Center
Zur Wetterwarte 50, Haus 304
D-01109 Dresden
Service:
Phone: +49-(0)351-88 55 00
Fax: +49-(0)351-88 55 041
info.vacuum.dr@oerlikon.com

Oerlikon
Leybold Vacuum USA Inc.
5700 Mellon Road
USA-Export, PA 15632
Phone: +1-724-327-5700
Fax: +1-724-325-1217
info.vacuum.ex@oerlikon.com

Europe

Belgium
Oerlikon
Leybold Vacuum Nederland B.V.
Belgisch bijkantoor
Leuvensesteenweg 542-9A
B-1930 Zaventem
Sales:
Phone: +32-2-711 00 83
Fax: +32-2-720 83 38
sales.vacuum.zv@oerlikon.com
Service:
Phone: +32-2-711 00 82
Fax: +32-2-720 83 38
service.vacuum.zv@oerlikon.com

France
Oerlikon
Leybold Vacuum France S.A.S.
7, Avenue du Québec
Z.A. de Courtaboeuf 1 - B.P. 42
F-91140 Villebon-sur-yvette
Sales and Service:
Phone: +33-1-69 82 48 00
Fax: +33-1-69 07 57 38
info.vacuum.ctb@oerlikon.com
sales.vacuum.ctb@oerlikon.com

Oerlikon
Leybold Vacuum France S.A.S.
Valence Factory
640, Rue A. Bergès
B.P. 107
F-26501 Bourg-lès-Valence Cedex
Phone: +33-4-75 82 33 00
Fax: +33-4-75 82 92 69
marketing.vacuum.vc@oerlikon.com

Great Britain
Oerlikon
Leybold Vacuum UK LTD.
Silverglade Business Park
Leatherhead Road Unit 2
KT9 2QL Chessington, Surrey
(London)
Sales:
Phone: +44-13-7273 7300
Fax: +44-13-7273 7301
sales.vacuum.ln@oerlikon.com
Service:
Phone: +44-13-7273 7320
Fax: +44-13-7273 7303
service.vacuum.ln@oerlikon.com

Italy
Oerlikon
Leybold Vacuum Italia S.r.l.
Via Trasimeno 8
I-20128 Milano
Sales:
Phone: +39-02-27 22 31
Fax: +39-02-27 20 96 41
sales.vacuum.mi@oerlikon.com
Service:
Phone: +39-02-27 22 31
Fax: +39-02-27 22 32 17
service.vacuum.mi@oerlikon.com

Netherlands
Oerlikon
Leybold Vacuum Nederland B.V.
Proostwetering 24N
NL-3543 AE Utrecht
Sales and Service:
Phone: +31-(30) 242 6330
Fax: +31-(30) 242 6331
sales.vacuum.ut@oerlikon.com
service.vacuum.ut@oerlikon.com

Spain
Oerlikon
Leybold Vacuum Spain, S.A.
C/ Huelva 7
E-08940 Cornellà de Llobregat
(Barcelona)
Sales:
Phone: +34-93-666 43 11
Fax: +34-93-666 43 70
sales.vacuum.ba@oerlikon.com
Service:
Phone: +34-93-666 46 16
Fax: +34-93-685 43 70
service.vacuum.ba@oerlikon.com

Switzerland
Oerlikon
Leybold Vacuum Schweiz AG
Leutschenbachstrasse 55
CH-8050 Zürich
Sales:
Phone: +41-44-308 40 50
Fax: +41-44-302 43 73
sales.vacuum.zh@oerlikon.com
Service:
Phone: +41-44-308 40 62
Fax: +41-44-308 40 60
service.vacuum.zh@oerlikon.com

America

Oerlikon
Leybold Vacuum USA Inc.
5700 Mellon Road
USA-Export, PA 15632
Sales:
Phone: +1-724-327-5700
Fax: +1-724-325-1217
info.vacuum.ex@oerlikon.com
Service:
Phone: +1-724-327-5700
Fax: +1-724-333-3577
info.vacuum.ex@oerlikon.com

Asia

P.R. China
Oerlikon
Leybold Vacuum (Tianjin) International Trade Co. Ltd.
Beichen Economic Development Area (BEDA), No.8 Western Shuangchen Road
Tianjin 300400
China
Sales and Service:
Phone: +86-22-2697 0808
Fax: +86-22-2697 4061
Fax: +86-22-2697 2017
info.vacuum.tj@oerlikon.com
sales.vacuum.tj@oerlikon.com
service.vacuum.tj@oerlikon.com

Oerlikon
Leybold Vacuum (Tianjin) Co. Ltd.
Beichen Economic Development Area (BEDA), No.8 Western Shuangchen Road
Tianjin 300400
China
Sales and Service:
Phone: +86-22-2697 0808
Fax: +86-22-2697 4061
info.vacuum.tj@oerlikon.com
sales.vacuum.tj@oerlikon.com
service.vacuum.tj@oerlikon.com

Oerlikon
Leybold Vacuum (Tianjin) International Trade Co. Ltd.
Shanghai Branch:
No. 10 Building
816 Ronghua Road
Songjiang District
Shanghai 201611
China
Sales and Service:
Phone: +86-21-5288 5863
Fax: +86-21-5288 5836
info.vacuum.sh@oerlikon.com
sales.vacuum.sh@oerlikon.com
service.vacuum.sh@oerlikon.com

Oerlikon
Leybold Vacuum (Tianjin) International Trade Co. Ltd.
Guangzhou Office and Service Center
1st F, Main Building
Science City Plaza,
No.111 Science Revenue,
Guangzhou Science City (GZSC) 510663, Guangzhou, China
Sales and Service:
Phone: +86-20-223 23 980
Fax: +86-20-223 23 990
info.vacuum.gz@oerlikon.com
sales.vacuum.gz@oerlikon.com
service.vacuum.gz@oerlikon.com

Oerlikon
Leybold Vacuum (Tianjin) International Trade Co. Ltd.
Beijing Branch:
1-908, Beijing Landmark Towers
8 North Dongsanhuan Road
Beijing 100004
China
Sales:
Phone: +86-10-6590-7622
Fax: +86-10-6590-7607
sales.vacuum.bj@oerlikon.com
service.vacuum.bj@oerlikon.com

India
Oerlikon
Leybold Vacuum India Pvt Ltd.
EL 22, J-Block
MIDC Bhosari
Pune 411026
India
Sales and Service:
Phone: +91-20-3061 6000
Fax: +91-20-2712 1571
sales.vacuum.pu@oerlikon.com
service.vacuum.pu@oerlikon.com

Japan
Oerlikon
Leybold Vacuum Japan Co., Ltd.
Headquarter
23-3, Shin-Yokohama
3-chome
Tobu A.K. Bldg. 4th Floor
Kohoku-ku
Yokohama-shi 222-0033
Sales:
Phone: +81-45-471-3330
Fax: +81-45-471-3323
info.vacuum.yh@oerlikon.com
sales.vacuum.yh@oerlikon.com

Oerlikon
Leybold Vacuum Japan Co., Ltd.
Osaka Sales Office
3F, Shin-Osaka Terasaki
No.3 Bldg.
1-5-28 Nishi-Miyahara
Yodogawa-ku, Osaka-shi
Osaka 532-0004
Phone: +81-6-6399-6271
Fax: +81-6-6399-6273
info.vacuum.os@oerlikon.com
sales.vacuum.os@oerlikon.com

Oerlikon
Leybold Vacuum Japan Co., Ltd.
Tsukuba Technical Service Center
1959, Kamiyokoba
Tsukuba, Ibaraki,
305-0854 Japan
Service:
Phone: +81-29 839 5480
Fax: +81-29 839 5484
info.vacuum.iik@oerlikon.com
service.vacuum.iik@oerlikon.com

South Korea
Oerlikon
Leybold Vacuum Korea Ltd.
3F, Jellzone 2 Tower
Jeongja-dong 159-4
Bundang-gu Sungnam-si
Gyeonggi-do
Bundang 463-384, Korea
Sales:
Phone: +82-31 785 1367
Fax: +82-31 785 1359
sales.vacuum.bd@oerlikon.com

Service:
623-7, Upsung-Dong
Cheonan-Si
Chungcheongnam-Do
Korea 330-290
Phone: +82-41 589 3035
Fax: +82-41 588 0166
service.vacuum.cn@oerlikon.com

Singapore
Oerlikon
Leybold Vacuum Singapore Pte Ltd.
1 Science Park Road
Singapore Science Park 2
#02-12, Capricorn Building
Singapore 117528
Sales and Service:
Phone: +65-6303 7030
Fax: +65-6773 0039
sales.vacuum.sg@oerlikon.com
service.vacuum.sg@oerlikon.com

Taiwan
Oerlikon
Leybold Vacuum Taiwan Ltd.
No 416-1, Sec. 3
Chunghsin Road., Chutung
Hsinchu County 310
Taiwan, R.O.C.
Sales and Service:
Phone: +886-3-500 1688
Fax: +886-3-583 3999
sales.vacuum.hc@oerlikon.com
service.vacuum.hc@oerlikon.com

oerlikon
leybold vacuum
www.oerlikon.com /
leyboldvacuum

Oerlikon
Leybold Vacuum GmbH
Bonner Strasse 498
D-50968 Cologne
Phone: +49-(0)221-347 0
Fax: +49-(0)221-347 1250
info.vacuum@oerlikon.com