

Series 902B

Absolute Piezo Transducer



The Series 902B Piezo transducer combines the pressure measurement technology of a MEMS-based Piezo sensor with a metal sealed stainless steel 316 diaphragm and integrated electronics. The 902B provides economical, absolute pressure measurement that is independent of gas type.

With a 1000 Torr Full Scale range, the sensor is ideal for a wide range of applications including semiconductor manufacturing, thin film coatings, freeze-drying, analytical instruments, medical devices, automotive and aerospace.

The Series 902B Piezo transducer is based on a silicon piezo resistive pressure sensor that measures absolute vacuum pressure with an accuracy of $\pm 1\%$ of Reading (from 100-1000 Torr). The sensor is robust and resistant to mechanical vibration and g-forces. Furthermore, the sensor technology makes the transducer gas type independent. With only stainless steel 316 exposed to the process gas, the transducer can be used in many demanding applications.

Product Features

- Low cost transducer alternative to more expensive conventional transducers
- Solid state Piezo sensor resistant to damage from air inrush and vibrations
- Compact system design with integrated electronics and sensor in one unit
- Mountable in any orientation for ease of installation
- Reduced process cycle time due to sensor's fast, accurate and repeatable pressure measurements
- Process control from up to three set point relays with fast response time
- Optional integrated touch-screen display available for local pressure indication, etc.
- Multiple interface options, Analog, RS232, RS485, and EtherCAT®



Applications

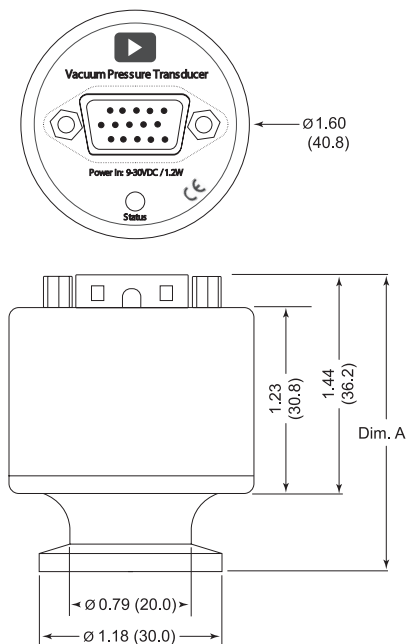
- Freeze drying
- Plasma sterilization of medical equipment
- Vacuum packaging in the food industry
- Vacuum furnaces
- General foreline vacuum measurement applications

The 902B is available with an RS232, RS485, and EtherCAT digital communication interface for setup of transducer parameters and to provide real time pressure measurement. In addition, the 902B has a 16 bit analog pressure output that can be interfaced to external analog equipment for pressure readout or close loop control. The standard output is linear from 0-10 VDC, but other outputs are also available.

The 902B has up to three mechanical relays which can be used for process control, for example interlocking isolation valves and vacuum pumps. The SPDT relays include both normally open and close contacts and can be set to energize above or below a set point trip value.

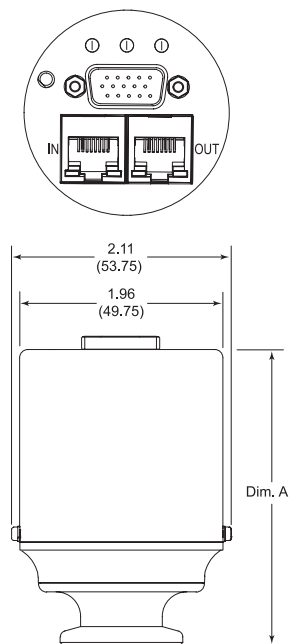
Many applications require continuous surveillance of system pressure and warning of atypical pressure levels. The flexible relay options of the 902B can provide warning to external safety logic in cases of abnormal pressure and loss of power. The display option offers real time readout of measured pressure, view of transducer settings and set point status. The compact design of the 902B significantly reduces the amount of space occupied by the transducer. This is particularly appealing to system designers and allows design of compact systems or equipment. The 902B is also available in a 9 pin version, offering backward compatibility with the first generation 902. The 902B can be used as a standalone device or together with the PDR900 controller.

RS232/RS485/Analog



Flange	A
NW 16 KF	1.93 (49.1)
NW 16 KF Ext	2.58 (65.6)
4 VCR®	3.20 (81.4)
8 VCR®	3.24 (82.4)

EtherCAT



Flange	A
NW 16 KF	2.84 (73.39)
NW 16 KF Ext	3.52 (89.41)
4 VCR®	4.43 (112.52)
8 VCR®	4.47 (113.54)

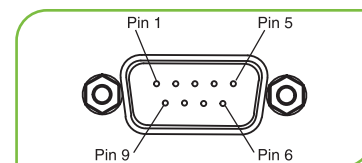
Specifications

Sensor Type	Stainless steel enclosed Piezo (Absolute Pressure)	
Measuring Range	0.1 to 1000 Torr	
Over Pressure Limit	1500 Torr	
Set Point Range	1 to 1000 Torr	
Accuracy ⁽¹⁾	100 to 1000 Torr ±1% of Reading, 10 to 100 Torr ±5% of Reading	
Repeatability⁽¹⁾	100 to 1000 Torr ±0.3% of Reading, 10 to 100 Torr ±1% of Reading	
Operating Temperature Range	0 to 40°C (32 to 104°F)	
Maximum Bakeout Temperature	100°C (non-operating)	
Digital Communication	RS485 / RS232 / EtherCAT	
Analog Output (Absolute Pressure)	0 to 10 VDC, 100 Ω maximum output impedance, linear or logarithmic	
Analog Output Resolution	16 bit	
Digital Output Resolution	0.1 Torr	
Relays (Optional)	Relay Contact Rating	<ul style="list-style-type: none"> • Three relays SPDT; EtherCAT 1 relay SPDT • 1 A @ 30 VAC/VDC resistive • 100 ms maximum
Power Requirements	9 to 30 VDC < 1.2 watt maximum, EtherCAT 24V ±15%	
Temperature Coefficients	Zero Span	<ul style="list-style-type: none"> • 0.01% of Full Scale/°C • 0.02% of Reading/°C
Installation Orientation	Any	
Internal Volume (KF16)	1.023 cm ³	
Materials Exposed to Vacuum	316 Stainless Steel	
Electronics Casing	304 Stainless Steel	
Weight (with KF16 flange)	0.37 lb (170 g)	
Compliance	CE, ETG 5003.1, ETG 5003.2, ETG 5003.2080	

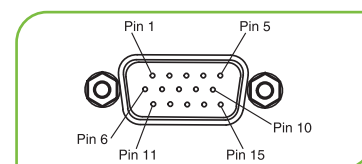
Note: ⁽¹⁾ Accuracy and repeatability are typical values measured at ambient temperature after zero adjustment.

Pin	RS232/485 9 pin Sub-D	RS232/485 15 pin Sub-D	EtherCAT 15 pin Sub-D	RJ45 EtherCAT IN/OUT
1	Relay Normally Open	RS485 (-)/RS232 transmit	NC	TX+
2	Relay Normally Closed	RS485 (+)/RS232 receive	NC	TX-
3	Power (+) (9-30 VDC)	Power (+)	Input Power (+) 9 to 24 VDC	RX+
4	Power Return (-)	Power (-)	Power Return -	NC
5	Analog Output (+)	Analog Output (+) abs.	Signal Output +	NC
6	Relay Common	Analog Output (-)	Signal Common	RX-
7	RS485 (-)/RS232 Transmit	Relay #1 NO	NC	NC
8	Analog Output	Relay #1 Common	NC	NC
9	RS485 (+)/RS232 Receive	Relay #1 NC	NC	
10		Relay #2 NC	NC	
11		Relay #2 Common	NC	
12		Relay #2 NO	NC	
13		Relay #3 NC	NC	
14		Relay #3 Common	NC	
15		Relay #3 NO	Chassis Ground	

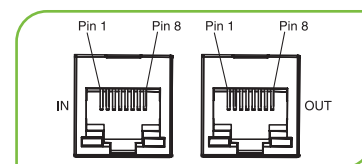
Pinouts -D-Sub 15 pin HD, D-Sub 9 pin, Analog, RS232/485 and D-Sub 15 pin HD, RJ45, EtherCAT



9 pin D Subminiature Connector



15 pin D Subminiature Connector



RJ45 EtherCAT IN/OUT Connector

Ordering Code Example: 902B-1E0V0	Code	Configuration
Model		
902B Piezo Transducer	902B	902B
Flange		
KF16	1	
1/8" NPT-M	3	
VCR4	4	1
VCR8	5	
KF16 Ext	8	
Interface		
RS232/Analog	1	
RS485/Analog	2	E
EtherCAT/Analog	E	
Analog Out		
0-10 VDC (Linear 10 mV/Torr)	0	
0-5 VDC (Linear 5 mV/Torr)	1	0
Connector Relays		
D-Sub 9 pin male/One Relay ⁽¹⁾	1	
D-Sub 15 pin HD male/No Relay	2	
D-Sub 15 pin HD male/Three Relays ⁽²⁾	3	V
D-Sub 15 pin HD male/One Relay (EtherCAT only)	V	
Enclosure		
Standard/Viton Sealing	0	
Standard/Viton Sealing/Display (not available with EtherCAT)	4	0

Notes:

⁽¹⁾ Backward compatible with 1st generation 902 Piezo Transducer

⁽²⁾ Not available with EtherCAT



PDR900 Power Supply and Display

The PDR900 power supply and readout unit is a stand alone, single channel controller for use with the Series 900 digital vacuum transducers.



902B with Display

The optional integrated touch-screen display is user configurable; the user can change pressure units, orientation and has access to set point parameters as well as gas type.