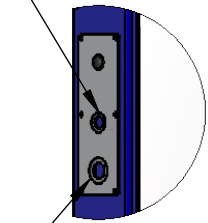

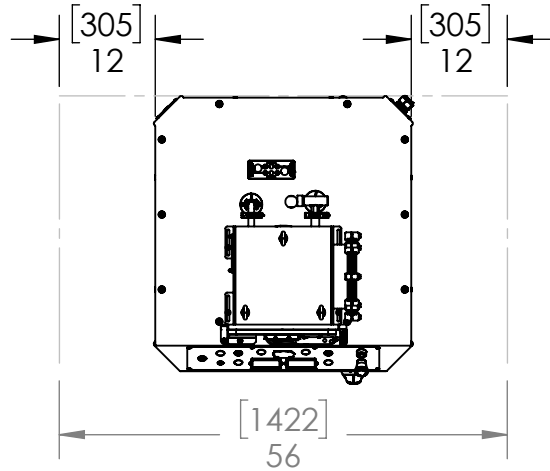


ALLOW 1' [30.5CM] OF CLEARANCE  
ON RIGHT AND LEFT SIDES  
FOR PROPER VENTILLATION

KF-16 CHAMBER VENT

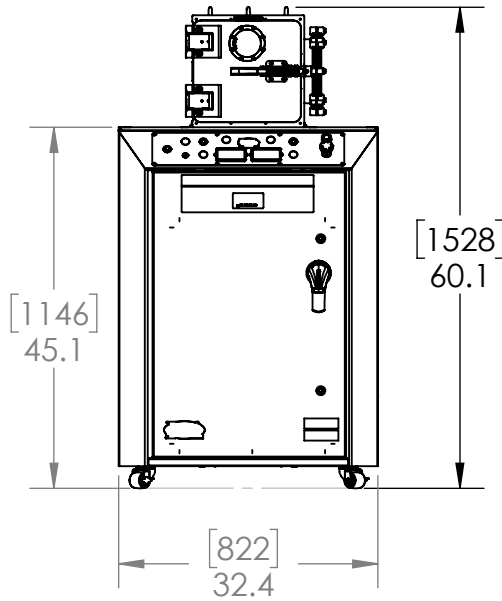



KF-25 PUMP EXHAUST

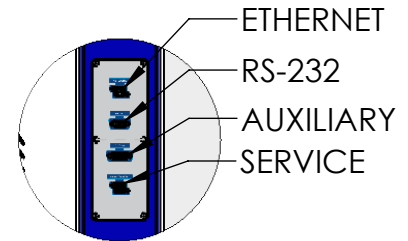
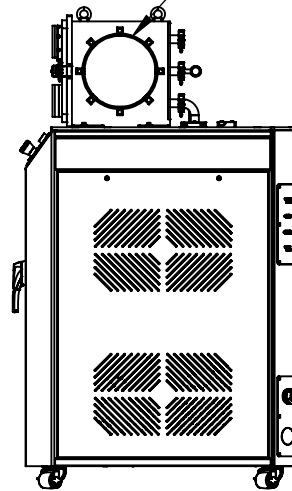


SYSTEM WEIGHT: 570 LBS, 260 KG

ISO-200 CUSTOMIZABLE FEEDTHROUGH




[1528]  
60.1



ETHERNET  
RS-232  
AUXILIARY  
SERVICE

240 VAC, 17 A POWER



BUTTON PANEL CONTROL

### Ideal Vacuum Products

ExploraVac Minimalist System: 12"  
Chamber with nXDS10i Dry Scroll  
Pump

SIZE <b>A</b>	Part No: VC-07-500	SCALE: 1:24 SHEET 1 OF 1
------------------	--------------------	-----------------------------