



# nEXT 730/930D

## Air Cooler

INSTRUCTION MANUAL

## Copyright notice

©Edwards Limited 2020. All rights reserved.

## Trademark credit

Edwards and the Edwards logo are trademarks of Edwards Limited, Innovation Drive, Burgess Hill, West Sussex RH15 9TW.

## Disclaimer

The content of this manual may change from time to time without notice. We accept no liability for any errors that may appear in this manual nor do we make any expressed or implied warranties regarding the content. As far as practical we have ensured that the products have been designed and constructed to be safe and without risks when properly installed and used in accordance with their operating instructions.

We accept no liability for loss of profit, loss of market or any other indirect or consequential loss whatsoever.

Product warranty and limit of liability are dealt with in our standard terms and conditions of sale or negotiated contract under which this document is supplied.

You must use this product as described in this manual. Read the manual before you install, operate, or maintain the product.

## CE Declaration of Conformity

Edwards Ltd  
Innovation Drive  
Burgess Hill  
West Sussex  
RH15 9TW  
UK

The following product

*B8J200800          Air cooler for Turbomolecular Pumps*

Is in conformity with the relevant requirements of European CE legislation:

2006/42/EC	Machinery directive
2014/30/EU	Electromagnetic compatibility (EMC) directive
2011/65/EU	Restriction of certain hazardous substances (RoHS) directive as amended by Delegated Directive (EU) 2015/863

Based on the relevant requirements of harmonised standards:

EN 1012-2:1996 +A1:2009	Compressors and vacuum pumps. Safety requirements. Vacuum pumps
EN 61326-1:2013	Electrical equipment for measurement, control and laboratory use. EMC requirements. General requirements Class B Emissions, Industrial Immunity

Documentation Officer: Jelena Havelkova, Spielberk Office Centre, Holandska 10, Brno, 63900 Czech Republic,  
☎: +42(0) 734 418 896, ✉: [documentation@edwardsvacuum.com](mailto:documentation@edwardsvacuum.com)

This declaration, based on the requirements of the listed Directives and EN ISO/IEC 17050-1, covers all product serial numbers from this date on: *13<sup>th</sup> February 2020.*



*Ian Keech – VP Engineering  
Scientific Vacuum Division  
Burgess Hill*



*Axel Guddas – General Manager  
Cologne*

# **Additional Legislation and Compliance Information**

## **EU EMC Directive: Class A/B Industrial equipment**

Caution: This equipment is not intended for use in residential environments and may not provide adequate protection to radio reception in such environments.

## **EU REACH Regulation Compliance**

This product is a complex article which is not designed for intentional substance release. To the best of our knowledge the materials used comply with the requirements of REACH. The product manual provides information and instruction to ensure the safe storage, use, maintenance and disposal of the product including any substance based requirements.

## **Article 33.1 Declaration**

This product does not knowingly or intentionally contain Candidate List Substances of Very High Concern above 0.1%ww by article as clarified under the 2015 European Court of Justice ruling in case C-106/14.

# Contents

<b>1. Description</b> .....	<b>4</b>
1.1 Supplied equipment.....	4
1.2 Technical data.....	4
1.3 Ordering data.....	4
<b>2. Installation and operation</b> .....	<b>6</b>

# 1. Description

The air cooling unit cools the nEXT 730/930D turbomolecular pumps. Refer to the pump operating instructions for information about which pumps the air cooling unit can be connected to.

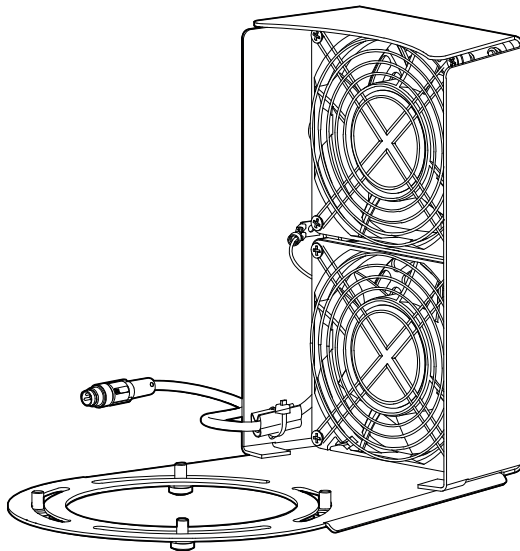
Do not fit the air cooling unit to other pumps. Do not operate the air cooling unit if it has not been correctly fitted.

## 1.1 Supplied equipment

Pre-assembled fan in housing with power supply cable and M8 plug.

Four bolts for fitting the air cooling unit to the nEXT 730/930D.

**Figure 1** Air cooling



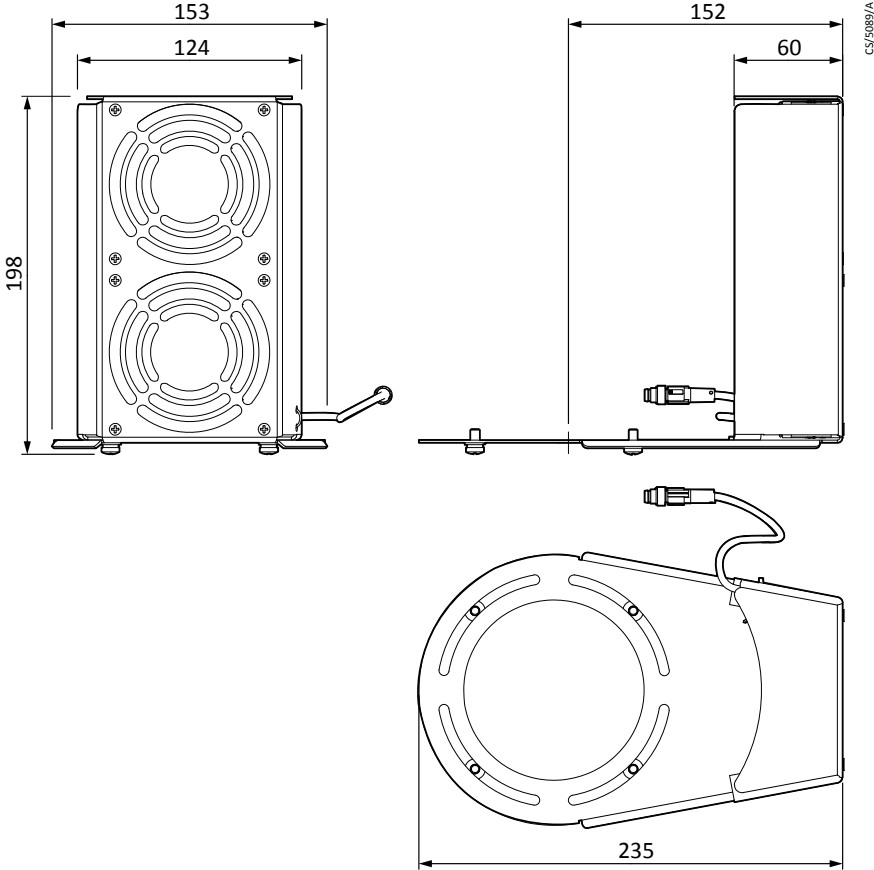
## 1.2 Technical data

Air cooling	nEXT 730/930D
Supply voltage	24 V DC
Current rating	142 mA
Power rating	3.4 W
Volume flow	119 m <sup>3</sup> /h
Operating temperature	5 to 45 °C
Ingress protection	IP 40
Weight, approx.	1130 g

## 1.3 Ordering data

Air cooling for nEXT 730/930D	B8J200800
-------------------------------	-----------

Figure 2 Dimensions in mm



## 2. Installation and operation



### CAUTION: BURNS

Touching hot surfaces may lead to burns.

Switch off the pump and allow it to cool before you install the air cooling unit.

Read and understand the operating instructions for the pump.

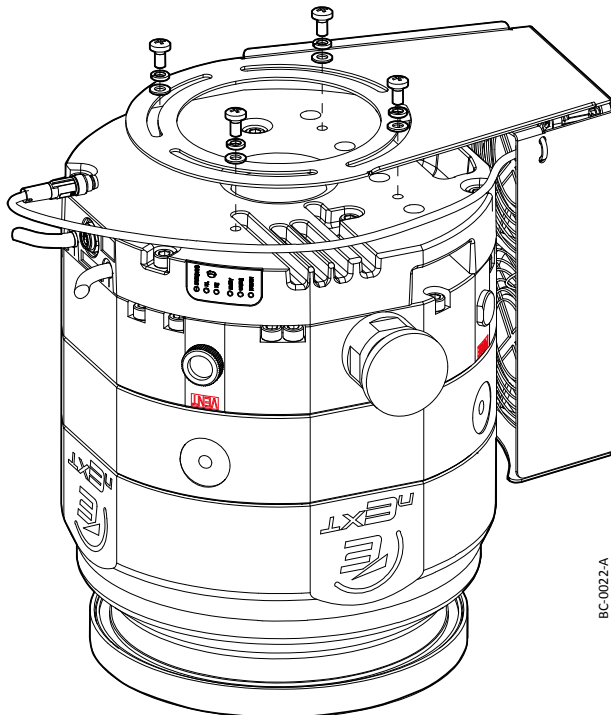
Make sure that there is sufficient ventilation to operate a pump with the air cooling unit. The air cooling unit is powered by the pump.

Use the 4 bolts to attach the air cooling unit at the bores provided on the vacuum pump. Connect the control cable of the air cooling unit to the accessory connection and secure the connection.

The air cooling unit can be turned after loosening the bolts. The angle is possibly restricted by the accessories attached.

The accessory connection is pre-configured so that the air cooling is always running when the pump is running. To change this setting, refer to the pump instructions.

**Figure 3** Mount the air cooling







This page has been intentionally left blank.

This page has been intentionally left blank.

