


EPX HIGH VACUUM PRIMARY PUMP

The EPX series uses a unique, patented, single-shaft regenerative and Holweck® stage mechanism that makes them capable of pumping from atmosphere to ultimate pressures of $<1 \times 10^{-4}$ mbar or $<1 \times 10^{-6}$ mbar depending on model. They are ideal for applications where a better base pressure is required than can be delivered by a typical primary pump and where otherwise a turbomolecular pump and primary pump would be required. They are also suitable for applications that cycle frequently from atmosphere to low pressures as they can operate continuously at all inlet pressures.



PRODUCT FEATURES

HOLWECK AND REGENERATIVE STAGES

for wide range performance with low heat and vibration.

ADDITIONAL HELICAL ROTOR STAGE (EPX500 ONLY)

for increased speed and 1×10^{-6} mbar capability.

COMPACT FOOTPRINT

EPX is smaller than the equivalent turbomolecular pump and primary pump combination.

ULTRA CLEAN MECHANISM

EPX pumps have no oil or grease under vacuum and present no other source of potential contamination.

WATER COOLED

for a low environmental head load.

NITROGEN PURGE FACILITY (N VARIANTS)

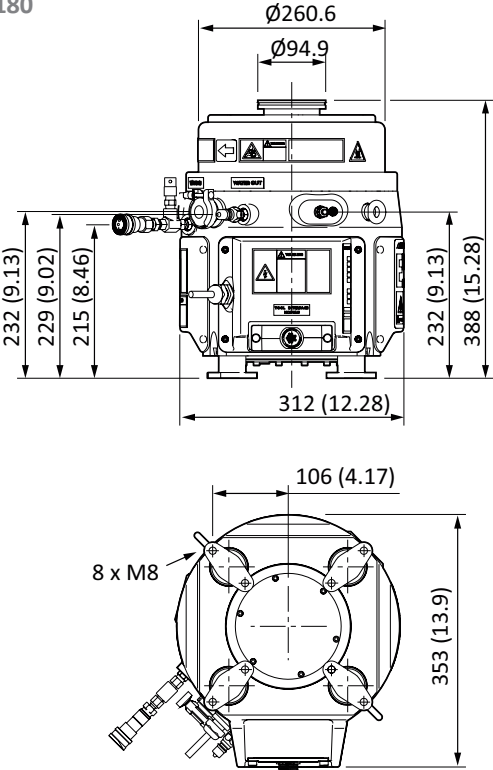
which makes them suitable for pumping vapours and low levels of corrosive vapours and particulates.

Technical data

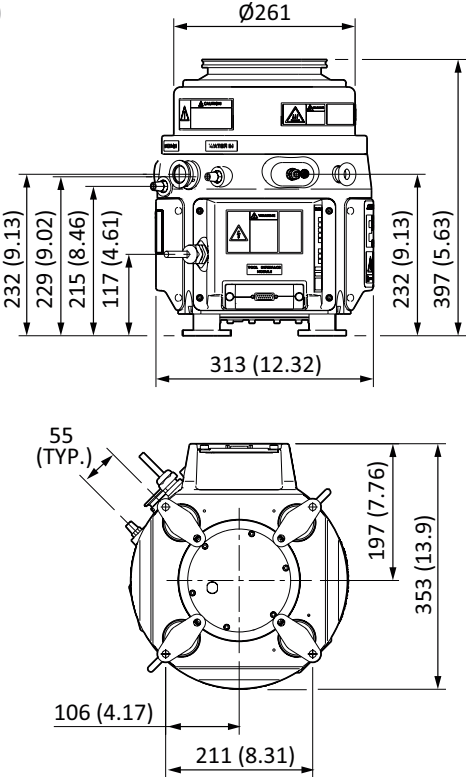
		EPX180LE	EPX180NE	EPX500LE	EPX500NE
Peak pumping speed	m ³ h ⁻¹ (cfm) [ls ⁻¹]	175 (106) [50]		500 (295) [140]	
Ultimate vacuum	mbar (Torr)	$<1 \times 10^{-4}$ ($<7 \times 10^{-5}$)		$<1 \times 10^{-6}$ ($<7 \times 10^{-7}$)	
Maximum exhaust pressure	bar gauge (psig)	0.2 (2.9)			
Typical nitrogen consumption	slm	0	25	0	25
Cooling water consumption	l/h	120			
Supply voltage	V	200/208/400 3 phase (+/- 10%)			
Supply frequency	Hz	50/60			
Power at ultimate	kW	1.4	1.6	1.4	1.6
Maximum power	kW	3.0			
Weight	kg (lb)	45 (98)	47 (103)	46 (102)	48 (106)
Inlet/outlet connection		ISO63/NW25		ISO160/NW25	
Water connection		3/8" Quick			
Noise	dB(A)	<56			
Vibration at inlet flange	mms ⁻¹ (rms)	<1.3			

Dimensions

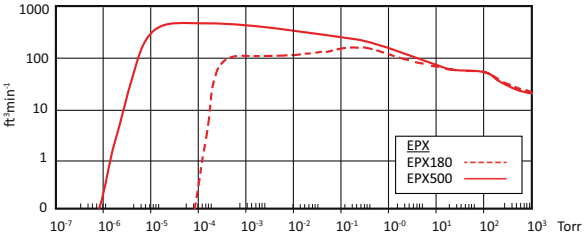
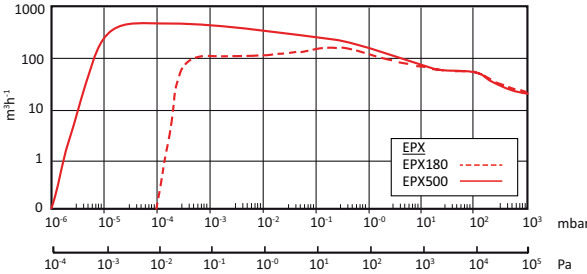
EPX180



EPX500



Performance



Ordering information

Product description	Order no.
EPX180LE 208V No TIM 3/8 water connectors	A41943012
EPX180LE 400V No TIM 3/8 water connectors	A41943014
EPX180LE 208V MCM TIM 3/8 water connectors	A41943712
EPX180LE 400V MCM TIM 3/8 water connectors	A41943714
EPX180NE 208V No TIM 3/8 water connectors	A41944012
EPX180NE 400V No TIM 3/8 water connectors	A41944014
EPX180NE 208V MCM TIM 3/8 water connectors	A41944712
EPX180NE 400V MCM TIM 3/8 water connectors	A41944714
EPX500LE 208V No TIM 3/8 water connectors	A41953012
EPX500LE 400V No TIM 3/8 water connectors	A41953014
EPX500LE 208V MCM TIM 3/8 water connectors	A41953712
EPX500LE 400V MCM TIM 3/8 water connectors	A41953714
EPX500NE 208V No TIM 3/8 water connectors	A41954012
EPX500NE 400V No TIM 3/8 water connectors	A41954014
EPX500NE 208V MCM TIM 3/8 water connectors	A41954712
EPX500NE 400V MCM TIM 3/8 water connectors	A41954714
Dry Pump Profibus Module	D39752000