

TRIVAC D 25B

20.9 CFM

2 stage rotary vane vacuum pump



oerlikon
leybold vacuum

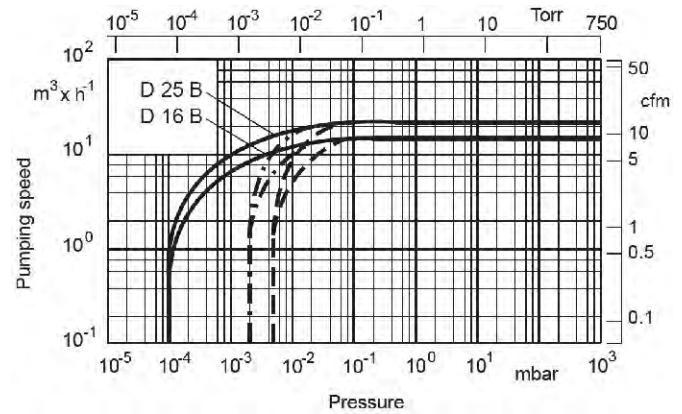
Technical Data

50hz 60hz

Nominal pumping speed ¹⁾	m ³ x h ⁻¹ (cfm)	29.5 (17.4)	35.4 (20.9)
Pumping speed ¹⁾	m ³ x h ⁻¹ (cfm)	25.7 (15.1)	30.8(18.2)
Ultimate partial pressure without gas ballast ¹⁾	mbar (Torr)	10 ⁻⁴ (0.75 x 10 ⁻⁴)	
Ultimate total pressure without gas ballast	¹⁾ mbar (Torr)	< 2 x 10 ⁻³ (< 1.5 x 10 ⁻³)	
Ultimate total pressure with gas ballast	¹⁾ mbar (Torr)	< 5 x 10 ⁻³ (< 3.8 x 10 ⁻³)	
Water vapor tolerance ¹⁾	mbar (Torr)	25 (18.8)	
Water vapor capacity	gm/h	476	
Oil filling, min./max.	l (qt)	0.6 / 1.4 (0.6 / 1.5)	
Noise level * to DIN 45 635, without/with gas ballast	dB(A)	54	
Admissible ambient temperature	°C (°F)	12 - 40 (54 - 104)	
Motor rating *	W (HP)	750 (1)	
Nominal speed	rpm	1500	1800
Type of protection	IP	54	
Weight*	kg (lbs)	32 (70.6)	
Connections, Intake and Exhaust	DN	25 KF	

1) To DIN 28 400 and following numbers

Pumping Curves



— Ultimate partial pressure without gas ballast
 - - - Ultimate total pressure without gas ballast
 - · - · Ultimate total pressure with gas ballast

Pumping speed characteristics at 50 Hz
 (60 Hz curves at the end of the section)

Leybold Trivac D Series Small Pumps



Model	CFM
D4B	3.4
D8B	6.9
D16B	13.4
D25B	20.9

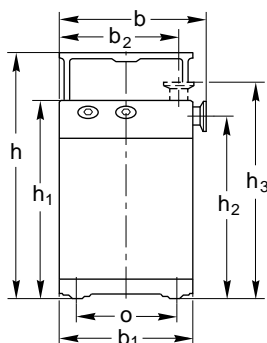
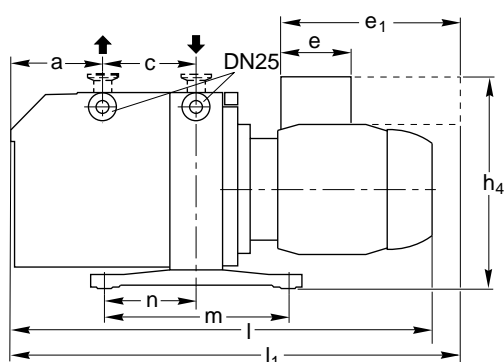


oerlikon
leybold vacuum

Ideal Vacuum Products, LLC

Albuquerque, NM
 Phone: (505) 872-0037
 idealvac.com

Dimensions



oerlikon leybold vacuum

* Depending on the motor

USA pumps max. length
D 16 B 560 mm (22.1")
D 25 B 660 mm (26")



Type	DN	a	b	b ₁	b ₂	c	e	e ₁	h	h ₁	h ₂	h ₃	h ₄	l	l ₁	m	n	o
D 16 B (Part No. 113 25, 113 29)	25 KF mm	82	190	177	150	135	-	266	298	250	226	263	271	-	566	280	140	132
	in.	3.23	7.48	6.97	5.91	5.32	-	10.47	11.73	9.84	8.90	10.35	10.67	-	22.28	11.02	5.51	5.20
D 16 B (Part No. 112 65)	25 KF mm	82	190	175	150	135	-	170	298	250	226	263	274	-	507	280	140	132
	in.	3.23	7.48	6.89	5.91	5.32	-	6.69	11.73	9.84	8.90	10.35	10.79	-	19.96	11.02	5.51	5.20
D 16 B (Part No. 112 66, 113 33)	25 KF mm	82	190	175	150	135	89	-	298	250	226	263	236	490	-	280	140	132
	in.	3.23	7.48	6.89	5.91	5.32	3.50	-	11.73	9.84	8.90	10.35	9.29	19.29	-	11.02	5.51	5.20
D 16 B (Part No. 113 27)	25 KF mm	82	190	175	150	135	u. r.	u. r.	u. r.	u. r.	u. r.	u. r.	u. r.	u. r.	u. r.	u. r.	u. r.	u. r.
	in.	3.23	7.48	6.89	5.91	5.32	u. r.	u. r.	u. r.	u. r.	u. r.	u. r.	u. r.	u. r.	u. r.	u. r.	u. r.	u. r.
D 16 B (Part No. 113 34)	25 KF mm	82	190	175	150	135	111	-	298	250	226	263	262	507	-	280	140	132
	in.	3.23	7.48	6.89	5.91	5.32	4.37	-	11.73	9.84	8.90	10.35	10.32	19.96	-	11.02	5.51	5.20
D 25 B (Part No. 113 36, 113 39, 112 75)	25 KF mm	142	190	177	150	135	-	266	298	250	226	263	271	-	626	280	140	132
	in.	5.59	7.48	6.97	5.91	5.32	-	10.47	11.73	9.84	8.90	10.35	10.67	-	24.65	11.02	5.51	5.20
D 25 B (Part No. 112 76)	25 KF mm	142	190	177	150	135	111	-	298	250	226	263	262	566	-	280	140	132
	in.	5.59	7.48	6.97	5.91	5.32	4.37	-	11.73	9.84	8.90	10.35	10.32	22.28	-	11.02	5.51	5.20
D 25 B (Part No. 112 37)	25 KF mm	142	190	177	150	135	u. r.	u. r.	u. r.	u. r.	u. r.	u. r.	u. r.	u. r.	u. r.	u. r.	u. r.	u. r.
	in.	5.59	7.48	6.97	5.91	5.32	u. r.	u. r.	u. r.	u. r.	u. r.	u. r.	u. r.	u. r.	u. r.	u. r.	u. r.	u. r.

Dimensional drawing for the TRIVAC D 16 and D 25 B

u. r. = upon request

Motor Information

TRIVAC B,

with 1-phase motor

115 V, 60/50 Hz, NEMA plug
208-230 V/60/50 Hz, NEMA plug

with 3-phase motor

208-230/460 V, 60 Hz / 200-220/380 V, 50 Hz

TRIVAC D 16 B
two-stage

Part No. 912 65-1

Part No. 912 65-2

Part No. 912 66-2

TRIVAC D 25 B
two-stage

Part No. 912 75-2

Part No. 912 76-2

To our Website

idealvac.com

Accessories


(many other KF25 fittings in stock)



KF25
Half Nipple
P/N P101218



KF25
Toggle Clamp
P/N P101638



1 inch PVC Hose
P/N P101411



P/N P101878



P/N P102029



HE200 Oil

P/N P101503
1 Quart

P/N P101501
1 Gallon



oerlikon leybold vacuum



Ideal Vacuum Products, LLC

Albuquerque, NM
Phone: (505) 872-0037
idealvac.com